



THE OPEN UNIVERSITY OF SRI LANKA

Degree of Master of Education Programme

2021/ 2022

General information about the Degree of Master of Education Programme is given in this Brochure



THE OPEN UNIVERSITY OF SRI LANKA

Degree of Master of Education Programme

2021/2022

**General information about the Degree of Master of Education Programme is given in this
Brochure**

CONTENTS

Programme of Study - Master of Education

1.0	Introduction	01
2.0	Objectives	01
3.0	Admission Requirements	02
4.0	Selection Test	03
5.0	Programme Structure and Content	04
6.0	Scheme of Assessment	04
7.0	Medium of Instruction	05
8.0	Awards	05
9.0	Fees	06
10.0	Programme Team	06
11.0	Instructions to fill the application form	07-12

Degree of Master of Education

1.0 Introduction

The programme of study for the award of the Degree of Master of Education (Coursework) is offered by the Department of Secondary & Tertiary Education of the Faculty of Education. It is a thirty (30) credits programme consisting of coursework only. A candidate should acquire the thirty credits within a minimum of 1 academic year.

2.0 Objectives

The objectives of the programme are to:

- Expand the opportunities for higher studies in education for those who are already serving in the field of education
- Enable personnel already serving in higher educational institutions to obtain specialized knowledge in fields relevant to professions by offering a variety of new subjects
- Promote research in education in areas relevant to the development of education

3.0 Admission Requirements

The minimum entry requirements for the Master of Education Degree Programme are as follows:

1. A pass in the Degree of **Bachelor of Education (B.Ed)** from The Open University of Sri Lanka or any recognized University,
 - 1.1. with a minimum GPA of 2.70
 - or**
 - 1.2 minimum of second-class lower division
 - and**
 - 1.3 including at least 'B' Grade for any two (02) of the courses:
Educational Psychology, Foundations in Education, Educational Measurement & Evaluation, or any equivalent courses,
 - or**
2. A pass in the **Postgraduate Diploma in Education (PGDE)** or Postgraduate Diploma in Special Needs in Education (**PGDSNE**) from The Open University of Sri Lanka or any other recognized university,
 - 2.1 with a minimum GPA of 2.70
 - or**
 - 2,2. a Merit or Distinction pass
 - and**
 - 2.3 including at least 'B' Grade for any two (02) of the courses:
Educational Psychology, Foundations in Education, Educational Measurement & Evaluation; or any equivalent courses,
 - or**
3. an equivalent or higher qualification acceptable to the Senate

4.0 Selection Test & Study Period

- In order to be registered for the Degree of Master of Education, a student should satisfy the Council with the admission requirements stated above (under section 3.0)
- **Eligible applicants are requested to sit a Selection Test.**
- **Note:** Candidates should verify their entry qualifications before applying to the programme. Passing the Selection test does not necessarily mean that you are eligible for the Programme. The candidate who are not fulfilling the admission requirements will be rejected at the interview.
- Selections will be made on merit basis on the performance at the Selection Test. All Academic activities will be conducted at Colombo Regional Centre (in all three media), at Kandy Regional Centre (only in Sinhala medium) and at Jaffna Regional Centre (only in Tamil medium).
- Selection Test will be held on **21 November 2021** in Colombo, Kandy & Jaffna Regional Centres.

Structure of the Selection Test:

- All the applicants should sit for an Online Selection Test conducted by The Open University of Sri Lanka.
- The Online Selection Test will be conducted on 21.11.2021.
- Further details about the online selection test will be sent your email id which you provided in the application.
- Therefore, please state your e-mail address clearly in the application form.
- The selection test questions will consist of Current Issues in Education and the Subject knowledge related to the field of Education especially Educational Psychology, Educational Philosophy and Measurement & Evaluation

5.0 Programme Structure and Content

The programme consists of coursework only.

5.1 Coursework

The coursework comprises three compulsory courses and one optional course.

5.2 The Courses

Compulsory Courses	
STP9811	Psychological Foundations of Education
STP9812	Social and Philosophical Foundations of Education
STP9813	Research Methods in Education
Optional Courses	
STP9617	Teacher Education
STP9618	Management in Education
STP9619	Guidance & Counselling in Education
STP9632	Computer Technology in Education

The choice of optional courses will depend on the availability of staff and the number of students requesting a course.

5.3 Credit Rating of Courses

Course Code	Course Title	Credit Rating
STP9811	Psychological Foundations of Education	8
STP9812	Social and Philosophical Foundations of Education	8
STP9813	Research Methods in Education	8
STP9617	Teacher Education	6
STP9618	Management in Education	6
STP9619	Guidance & Counselling in Education	6
STP9632	Computer Technology in Education	6

6.0 Scheme of Assessment

The final assessment for the award of the Degree of Master of education will be based on continuous assessment (6.1) and final-examination (6.2)

6.1 Continuous Assessment

- Continuous assessment is based on assignments. Each course has three assignments including take home and class-based assessments and a student will submit a total of 12 assignments. All three assignments will be count for calculating the eligible mark of a course. Average eligible mark from three assessments of a course is 50.
- Each student who completes the continuous assessment in the respective courses will be awarded a grade depending on the overall assessment, as follows:

Mark Range (Z%)	Grade	Grade Point Value
85-100	A+	4.00
80-84	A	4.00
75-79	A-	3.70
70-74	B+	3.30
65-69	B	3.00
60-64	B-	2.70
55-59	C+	2.30
50-54	C	2.00
45-49	C-	1.70
40-44	D+	1.30
20-39	D	1.00
00-19	E	0.00

6.2 Final Examination

The Final Examination will consist of a written examination. Students shall sit a written examination of three hour duration for each course.

7.0 Medium of Instruction

This programme of study is available in all three media. However, offering the programme in English Medium will depend on the number of students, performance at the Selection Test, and the resources available. Knowledge of English will be essential for all students.

8.0 Awards

8.1 Award of the M.Ed. Degree

- The M.Ed. Degree will be awarded to candidates who successfully complete the final written examination.
- The pass mark for each of the four courses will be 50 out of 100.

9.0 Fees

The Tuition Fee is Rs. 90,000.00 per student. In addition, Student need to pay Fees related to Registration, Student Facility, Library Services, Examination and Convocation. Course fee is subject to revision as and when necessary.

- Application Fee – Rs. 1,050/=
- Registration Fee – Rs. 1,000/=
- Facility Fee – Rs. 1,500/=
- Library Facility Fee – Rs. Rs. 200/=
- Examination Fee – Rs. 6,500/=
- Tuition Fee – Rs. 90,000/= (Pay in two installments)
- International student (Developed countries) US\$160 per credit
- International student (Developing Countries) US\$ 80 per credit

10.0 Programme Team

- Programme Coordinator : Dr. F.M. Nawastheen
- Assistant Programme Coordinator: Mr. M.L. Sudarshana
- Assistant Directors in Colombo, Kandy and Jaffna regional centers also act as assistant coordinators for this programme.
- In addition, course team leader is responsible for following courses:

Course Code	Course Title	Course Team Leader
STP9811	Psychological Foundations of Education	Prof. S.Kugamoorthy
STP9812	Philosophical and Social Foundations of Education	Dr. W. M. S. Wanasinghe
STP9813	Research Methods in Education	Prof. S.P.Karnanayake
STP9617	Teacher Education	Dr. S. Kugamoorthy
STP9618	Management in Education	Ms. C. Hewapathirana
STP9619	Guidance & Counselling in Education	Dr. D.,V.M.De Silva
STP9632	Computer Technology in Education	Prof. S.P. Karunanayaka

11. ONLINE APPLICATION FORM

Introduction

In this document you will find information on how to apply online for a program in the Open University of Sri Lanka. First you need to fill a short application and then log in to the OMIS (Open University Management Information System).

Short Application

Browse the URL mentioned below to open the OMIS student portal (Figure 1).

<https://ums.omis.site>



FIGURE 1: ONLINE APPLICATION HOME PAGE

1. Click “Online application” already you don’t have an account in OMIS system. Figure2: ONLINE APPLICATION FORM will be loaded after clicking “Online Application”
2. Already you have an account, click “Login” button to enter the system.

Short application part 1

The first part of online application process is displayed as below with sample data.

FIGURE 2: SHORT APPLICATION 1

1. Applicant Type: Your citizenship is Sri Lankan then select Sri Lankan unless select “Foreign”.
2. Program: Select the program to which you are going to apply.
3. Preferred academic center: Select center which is you are studying center for the selected program.
4. Study medium: Select your preferred studying medium. If the program will not be conducted in your preferred medium in you selected center, you should select another “preferred academic center” where your preferred medium available.
5. By completing the number 1,2,3 and 4 the system will be displayed the entry qualification of the selected program and the user should select one qualification from them to load the FIGURE3: SHORT APPLICATION - 2

Personal Details – Local Students

Fill personal details and save it to create an account in OMIS system and complete remaining process of online application.

The screenshot shows a web form titled "Personal Details" with the following fields and values:

- NIC Number*: 807698852v
- Name with Initials*: A.C.Peters
- Full Name*: Anjani Chamara Peters
- Correspondence Address:
 - Corresponding Address Line 1*: 73,
 - Corresponding Address Line 2*: Galle Road,
 - Town/City: Dehiwala
 - District*: Colombo
- Mobile Number*: 94 770000000
- Land Phone Number: 94 112861000
- Email*: abc@gmail.com
- Administration Centre: Colombo

At the bottom, there is a checkbox with the text: "I hereby give consent for my personal data included in this application to be stored and processed for the purpose of Admission for the programme I have applied." A "Next" button is located at the bottom right.

FIGURE 3: SHORT APPLICATION 2

1. **NIC**: Enter your NIC. Old format xxxxxxxxxxxv, new format xxxxxxxxxxxxxx
2. **Name with Initials**: Enter username with initials as FIGURE3: SHORT APPLICATION 2.
3. **Corresponding Address Line1**: Enter first part of postal address of you.
4. **Corresponding Address Line2**: Enter last part of postal address of you.
5. **Corresponding district**: Select corresponding district of your postal address.
6. **Mobile Number**: Enter mobile number which you use. This number is taken to send the username and password when creating account for you.
7. **Land Phone number**: Enter your land phone number
8. **Email**: Enter you use email address.
9. **Admin Center**: The nearest admin center will be taken automatically according to postal code of corresponding address. (entered number 5 in FIGURE3: SHORT APPLICATION 2).

10. Agree to this sentence before click “Next” button.
11. Click “Next” button to create an account. The username and password will be sent to your mobile number.

Personal Details – Foreign Students

If you selected the applicant type as foreign, then FIGURE4: PERSONAL DETAILS-FORIEG will be displayed when click entry requirements of FIGURE2: SHORT APPLICATION 1.

The screenshot shows a web form titled "Personal Details" with a teal header. The form contains the following fields and values:

- Passport*: N12345687
- Name with Initials*: A.C. Perera
- Corresponding Address Line 1*: 40
- Corresponding Address Line 2*: Kolkatta.
- Country*: India (dropdown menu)
- Mobile Number*: 91747568235
- Land Phone Number: 01128810000
- Email*: pqrs@yahoo.com
- Admin Center: Colombo

At the bottom left, there is a checkbox with the text: * Your Data will be saved in The Open University Database. At the bottom right, there is a blue "Save" button.

FIGURE 4:SHORT APPLICATION - FOREIGN

1. **Passport:** Enter your passport number. Ex: N1235897
2. **Name with initials:** Enter your name as FIGURE4: SHORT APPLICATION – FOREING
3. **Corresponding address line1:** Enter your postal address in your country into the field of number 3.
4. **Corresponding address line2:** Enter last line of your postal address in your country into the field of number 4.
5. **Country:** Select your country.
6. **Mobile Number:** Enter you use mobile number. This number is taken to send the username and password when creating account for you.
7. **Land phone number:** If there is land phone number to you, enter it in this field.
8. **Email:** Enter you use email address.
9. **Admin Center:** You no need to select center and it will be filled automatically as a Colombo center.
10. Agree to this statement to go to the save data.

11. Click “Save” button to create an account. The username and password will be sent to your mobile number.

Login

Login to the user account

The user should login to his/her account to offer courses, make paymentand do all the activities which are relating the registered program. The user is received the credentials to his/her mobile phone and the email. Use those to enter the account using FIGURES: LOGIN interface. User should keep those credentials to enter every time when applying another program of OUSL.

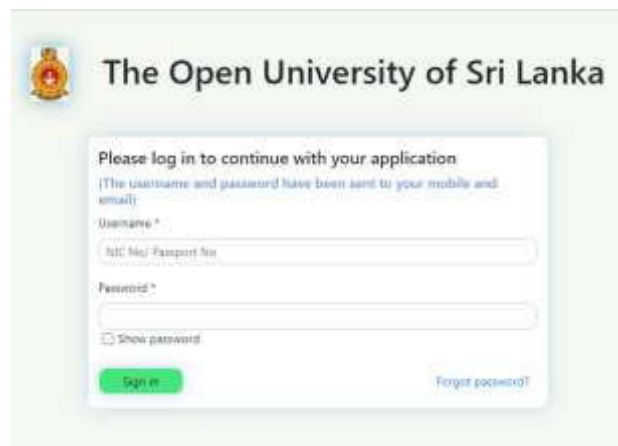


FIGURE 5:LOGIN

1. Enter INC or passport number of user’s as username.
2. Enter password which is received in the user’s mobile phone or email.
3. Click “Sign in” button to enter the system.

Reset password

If user forgot or need to change password, click on “forgot password” link in FIGUREXX:LOGIN to load FIGURE6: NEW PASSWORD RECIEVES OPTION

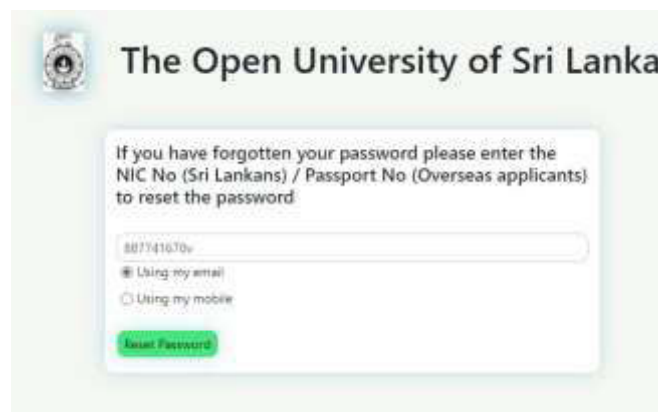


FIGURE 6:NEW PASSWORD RECIEVES OPTION

1. Enter NIC of user
2. Select one option to receive the link of “reset password” from the options “Using my email or Using my mobile”.
3. Click “Reset password” button to load FIGURE7: FORGOT PASSWORD MESSAGE



FIGURE 7: FORGOT PASSWORD MESSAGE

4. Check your email or mobile phone to view the link in FIGURE8: LINK OF RESET PASSWORD.



FIGURE 8: LINK OF RESET PASSWORD

5. Click on the link of “Reset password” in FIGURE8: LINK OF RESET PASSWORD to load the FIGURE9: RESET PASSWORD.



FIGURE 9: RESET PASSWORD

6. Click “Reset” button to change password. If your password is changed successfully display FIGURE10: CHANGED PASSWORD SUCCESSFULLY.

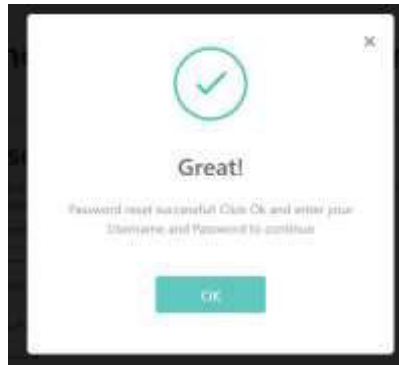


FIGURE 10:CHANGED PASSWORD SUCCESSFULLY

7. When clicking "OK" button in FIGURE10: CHANGED PASSWORD SUCCESSFULLY the page redirect to the FIGURE5: LOGIN and user can reenter new password.